

Interreg



Co-funded by
the European Union

Greece – Italy

The new Cooperation Programme GREECE – ITALY 2021-2027

Information Day

11th July 2023

Matera - Italy

Cross-Border-Cooperation Programme Interreg VI-A ‘Greece-Italy 2021-2027’

CCI 2021TC16RFCB019
C(2022)6578/08.09.2022



New Programme > New eligible area - ENLARGEMENT



REGION	GR REGIONAL UNIT/ IT PROVINCE
Western Greece	Aitoloakarnania
	Achaia
	Ileia
Ionian Islands	Zakynthos
	Kerkyra
	Kefalonia
	Lefkada
Epirus	Arta
	Thesprotia
	Ioannina
	Preveza
Puglia	Foggia
	Bari
	Brindisi
	Lecce
	Barletta-Andria-Trani (BAT)
	Taranto
	Matera NEW
Basilicata Calabria	Catanzaro
	Cosenza
	Crotone
	Reggio Calabria



The Greece – Italy Programme in a nutshell

Programme budget and co-financing rate

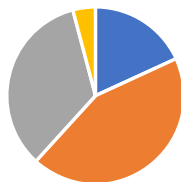
GRIT budget incl. national contribution: € 106.110.571,00 M

Available EU funds: € 79.582.928,00 M

Available NATIONAL funds: € 26.527.643,00 M

Available Technical Assistance funds:
7% of ERDF contribution

EU co-financing rate: 75%



- PO1 P1 - Enhanced cooperation for a more competitive and smarter GR-IT area (18,15%) 19,26M €
- PO2 P2 - Enhanced cooperation for a greener and low carbon GR-IT area (43,61%) 46,27M €
- PO4 P3 - Enhanced cooperation for a more social and inclusive GR-IT area (34,11%) 36,2M €
- ISO1 P4 - Enhanced governance for cooperation in the GR-IT area (4,13%) 4,38M €

The budget ≈ € 106 M

Programme management structures

MA: Thessaloniki, Greece

JS: Bari, Puglia Region, Italy

JS Branch:

Thessaloniki, Greece

Antenna Office:

Corfu, Region of Ionian Islands, Greece

Info Contact Point Offices:

- ❖ Ioannina - Region of Epirus, Greece
- ❖ Patras - Region of Western Greece, Greece
- ❖ Matera - Region of Basilicata, Italy > Province of Matera
- ❖ Catanzaro - Region of Calabria, Italy > Cittadella Regionale
- ❖ Reggio Calabria - Region of Calabria, Italy > Regional Council

CA, AA: Athens, Greece

Programme language

The **official language** of the Programme:
English



Programme Priorities

PRIORITY 1

Enhanced cooperation for a more **competitive** and **smarter GR-IT area**



PRIORITY 2

Enhanced cooperation for a **greener** and low carbon **GR-IT area**



PRIORITY 3

Enhanced cooperation for a more **social** and inclusive **GR-IT area**



PRIORITY 4

Enhanced **governance** for cooperation in the **GR-IT area**





Priority 1 – A competitive & smarter GR-IT area

€ 19,26 M.



PRIORITY 1

Enhanced cooperation for a more **competitive** and **smarter GR-IT area**



SPECIFIC OBJECTIVES

SO1.1.

Developing and enhancing **research and innovation capacities** and the uptake of **advanced technologies**

SO1.2.

Reaping the benefits of **digitalisation** for citizens, companies and governments

SO1.3.

Enhancing **growth and competitiveness** of SMEs and job creation in SMEs

SO1.1.

Developing and enhancing **research and innovation capacities** and the uptake of **advanced technologies**

INDICATIVE ACTIONS

(Non exhausted list)

- Exchange/transfer of good practices in the area of smart technologies
- Development of tools, pilot actions as well as joint strategies and action plans and solutions for the enhanced smart economic transition
- Technology and innovation transfer, between research and business for the improvement of the innovation cross border eco-system
- Enhancing support services for improved accessibility to research, technological innovations and advanced technologies uptake, especially for SMEs and entrepreneurs
- Strengthening cross-border innovation networks, clusters and platforms for enhanced cooperation among innovation hubs and living labs
- Improving collaboration along value chains of sustainable innovative products and services in coherence with smart specialisation strategies
- Fostering quadruple helix ties in the fields of marine technologies and blue bio-technologies

POTENTIAL BENEFICIARIES

Universities, laboratories, policy departments, regulators, research institutes, chambers of commerce, development agencies, business networks and incubators, private and public institutions

OUTPUT INDICATORS

- 6 Jointly Developed Solutions
- 30 Pilot actions Jointly Developed

SO1.2.

Reaping the benefits of **digitalisation** for citizens, companies and governments

INDICATIVE ACTIONS (Non exhausted list)

- Develop common approaches in cross-border actions aiming at adapting regional skills to industrial transition.
- Developing cross-border knowledge hubs and innovative learning systems contributing the technology priority areas of relevant regional smart specialisation strategies (RIS3)
- Cross-border cooperation to share benefits of digitalisation in order to improve capacities and competences of SMEs and entrepreneurs in innovation management
- Strengthening cross-border cooperation with the view to promote the collection of data and big data, including cross-border maritime data in order to achieve evidence-based policy making.

POTENTIAL BENEFICIARIES

- All stakeholders involved in the process of digital transformation and application of relevant policies at national, regional and local level, Business support organisations and businesses (e.g., cultural and creative industries, tourism, agriculture and fisheries sectors, etc.), Higher education institutions

OUTPUT INDICATORS

- 6 Jointly Developed Solutions
- 30 Pilot actions Jointly Developed

SO1.3.

Enhancing **growth and competitiveness** of SMEs and job creation in SMEs

INDICATIVE ACTIONS

(Non exhausted list)

- Schemes to scale up smart economic transition by enabling cross-sectoral cooperation to help SMEs, other emerging enterprises (start-ups, incubators) and young entrepreneurs in key sectors of the area.
- Promote cross-border platforms and networks to enhance SMEs modernisation and support their internationalisation through business environment improvements and cooperation.
- Enabling the creation of entrepreneurial ecosystem, cross-border cluster development, networking and exchange of know-how and good practices
- Exchange good practices and explore cross-border business support services, especially support business to access finance..

POTENTIAL BENEFICIARIES

All stakeholders involved in the economic districts and clusters of the cross-border area, Key actors of the innovation and business system (universities, laboratories, policy departments, regulators, research institutions, chambers of commerce, development and innovation agencies, business networks and incubators, private and public institutions, etc.).

OUTPUT INDICATORS

- 8 Jointly Developed Solutions
- 40 Pilot actions Jointly Developed



Priority 2 – A greener and low carbon GR-IT area

€ 46,27 M.

POLICY OBJECTIVE 02
a **greener**, low carbon
transitioning towards
a net zero carbon
economy

PRIORITY 2

Enhanced
cooperation for a
greener and low
carbon **GR-IT area**



SPECIFIC OBJECTIVES

SO2.4.

Promoting climate change
adaptation and disaster risk
prevention and resilience

SO2.6.

Promoting the transition to a
circular and resource efficient
economy

SO2.7.

Enhancing protection and
preservation of nature, biodiversity
and green infrastructure

SO2.4.

Promoting climate change adaptation and disaster risk prevention and resilience

INDICATIVE ACTIONS

(Non exhausted list)

- Promote the use and transfer of innovative and digital solutions in addressing climate change
- Cross border actions including pilot actions for civil protection and disaster management
- Developing common strategies and solutions

POTENTIAL BENEFICIARIES

Policy-makers Research institutions, Environmental organisations, Public sector, Civil society

OUTPUT INDICATORS

- 16 Jointly Developed Solutions
- 80 Strategies and action plans jointly developed

SO2.6.

Promoting the transition to a circular and resource efficient economy

INDICATIVE ACTIONS

(Non exhausted list)

- Cross-border cooperation for knowledge building, develop of common methods and practices, common strategies and action plans in blue circular economy
- Best practices and demonstration for improving waste management policies and competences of the public and private sector at the cross-border area, including the prevention, processing and recycling of waste tackling specific types of waste (maritime, micro-plastics, textiles, waste related to pandemic equipment, construction, etc.)
- Promotion of joint actions among key stakeholders for the monitoring of marine litter (joint clean-up campaigns) that is linked also to coastal management
- Setting-up joint policy frameworks for sustainable products and supporting local and regional governance structures that encourage blue circularity, eco-innovation and eco-design approaches in the entire life-cycle of products

POTENTIAL BENEFICIARIES

Stakeholders related to circular economy policies and practices: regional, local, urban and other public authorities, economic and social partners, and civil society organizations, Research and innovation actors, Education and training organisations, Regional development agencies, environmental institutions, NGOs, Natura 2000 areas

OUTPUT INDICATORS

- 16 Jointly Developed Solutions
- 80 Strategies and action plans jointly developed

SO2.7.

Enhancing protection and preservation of nature, biodiversity and green infrastructure

INDICATIVE ACTIONS

(Non exhausted list)

- Improve policy frameworks for biodiversity and implement common strategies to conserve and restore ecosystems with macro-regional and broader effects.
- Joint integrated management of natural resources with a focus on reducing all forms of pollution
- Joint integrated environmental action targeting pollution prevention and adopting remediation measures.
- Drafting and implementing joint management and governance plans for coastal ecosystems, marine protected areas and their shared biological resources
- Improving the accessibility to and integration of biodiversity databases
- Development of common Green/Blue corridors for improved quality of life and protection of terrestrial/marine natural habitats and ecosystems

POTENTIAL BENEFICIARIES

Local, regional, national authorities, Environmental organisations, Academic and research institutes, Development agencies at local/regional level, NGOs

OUTPUT INDICATORS

- 11 Jointly Developed Solutions
- 55 Strategies and action plans jointly developed



Priority 3 - A more social and inclusive GR-IT area

€ 36,20 M.



PRIORITY 3

Enhanced
cooperation for a
more **social** and
inclusive **GR-IT**
area



SPECIFIC OBJECTIVES

SO4.2.

Improving equal access to inclusive and quality services in education, training and lifelong learning

SO4.5.

Ensuring equal access to health care and fostering resilience of health systems

SO4.6.

Enhancing the role of culture and sustainable tourism

SO4.2.

Improving equal access to inclusive and quality services in education, training and lifelong learning

INDICATIVE ACTIONS

(Non exhausted list)

- Support partnerships/initiatives for enhanced access to employment for groups that may face constraints (women, youth, migrants, etc.)
- Promote collaborative cross border cooperation for a better understanding of the economic and social integration of women, young people to encourage them to become more involved in education and capacity building schemes as well as in the labour market.
- Support the development of joint platforms or other type of digital infrastructure (e-learning, e-education, e-trainings, etc.)
- Promote actions for networking and exchange of information and good practices in the field of inclusive and quality education services.

POTENTIAL BENEFICIARIES

Private and Public Stakeholders

OUTPUT INDICATORS

- 3 Jointly Developed Solutions
- 1500 Participants in joint actions
- 15 Pilot actions developed jointly

SO4.5.

Ensuring equal access to health care and fostering resilience of health systems

INDICATIVE ACTIONS

(Non exhausted list)

- Building a common vision to improve health care provision and enhance equal and timely access to quality services, through the development of joint platforms and other cross-border digital tools, innovations, applications and services.
- Reinforcement of the quality of and the access to health sector and services in the Programme area

POTENTIAL BENEFICIARIES

Private and Public Stakeholders

OUTPUT INDICATORS

- 5 Jointly Developed Solutions
- 25 Pilot actions developed jointly
- 5 Solutions taken up by organisations
- 200 annual users of modernized e-health services

SO4.6.

Enhancing the role of culture and sustainable tourism

INDICATIVE ACTIONS

(Non exhausted list)

- Development of skills with regard to tourism contemporary trends with a focus on innovation, social inclusion and economic development, green and digital upskilling and reskilling
- Clustering actions on tourism and culture linked to territories with a focus on development of new models of sustainable tourism
- Support actions in the field of cultural and creative industry,
- Support actions for the development of sustainable and thematic cultural routes and harmonised distribution of tourism flows, promote common tourist destinations.

POTENTIAL BENEFICIARIES

Local, regional, national authorities, Development agencies at local/regional level, Enterprises and organisations in the tourism and culture sectors

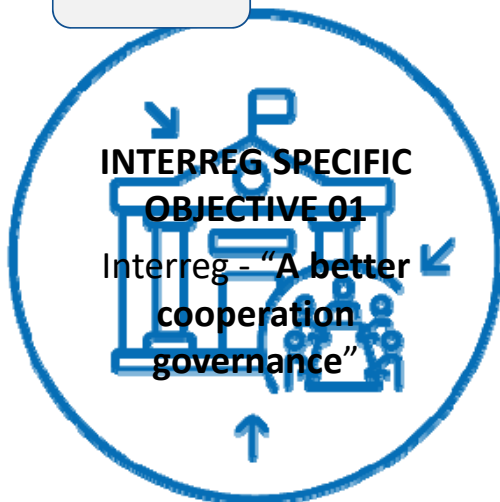
OUTPUT INDICATORS

- 19 Cultural and tourism sites supported
- 95 Pilot actions developed jointly



Priority 4 – Cooperative Governance in GR-IT area

€ 4,38 M.



PRIORITY 4

Enhanced governance for cooperation in the GR-IT area



SPECIFIC OBJECTIVES

ISO1.1.

Enhance the institutional capacity of public authorities

ISO1.4.

Enhance institutional capacity of public authorities and stakeholders to implement macro-regional strategies

ISO1.1.

Enhance the institutional capacity of public authorities

INDICATIVE ACTIONS

(Non exhausted list)

- Support of Public Authorities especially of small Municipalities in order to simplify Administrative procedures

POTENTIAL BENEFICIARIES

Programme Bodies and Key Stakeholders

OUTPUT INDICATORS

- 1 Jointly developed Solution
- 5 Strategies and action plans developed jointly

ISO1.4.

Enhance institutional capacity of public authorities and stakeholders to implement macro-regional strategies

INDICATIVE ACTIONS

(Non exhausted list)

- Support of Institutions to manage the macro-regional strategies (EUSAIR)

POTENTIAL BENEFICIARIES

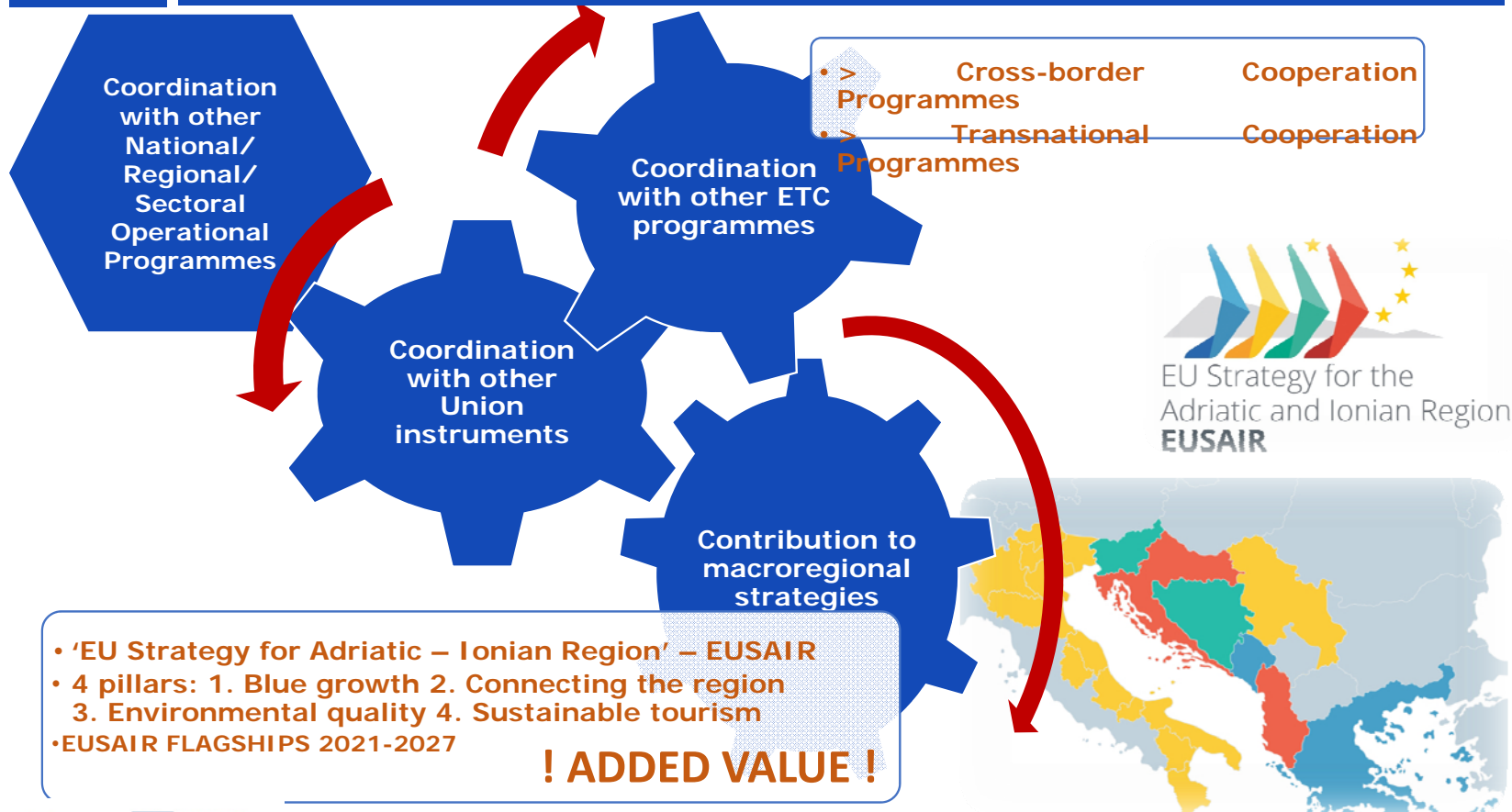
Programme Bodies and Key Stakeholders

OUTPUT INDICATORS

- 3 Jointly developed Solutions
- 15 Strategies and action plans developed jointly



Synergies



Interreg



Co-funded by
the European Union

Greece – Italy

Eva Karagianni | Head of Unit A of the Managing Authority

Managing Authority "INTERREG 2021-2027"

ZEDA Building, Leof. Georgikis Scholis 65, GR-57001, Thessaloniki, Greece - T: +30 2310 469609 - E-mail: ekaragianni@mou.gr



Cross-Border-Cooperation Programme Interreg VI-A 'Greece-Italy 2021-2027'

**CCI 2021TC16RFCB019
C(2022)6578/08.09.2022**